

Simulating and unfolding LHC events with generative networks

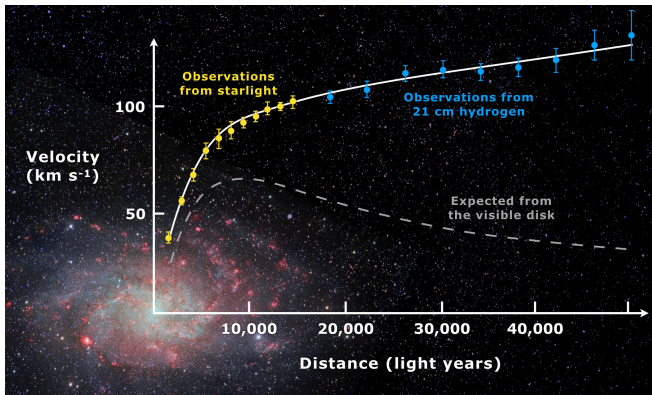
OSU - HEP seminar

Anja Butter

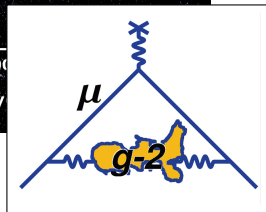
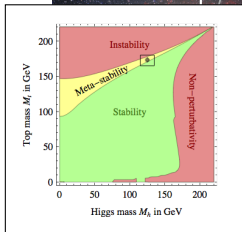
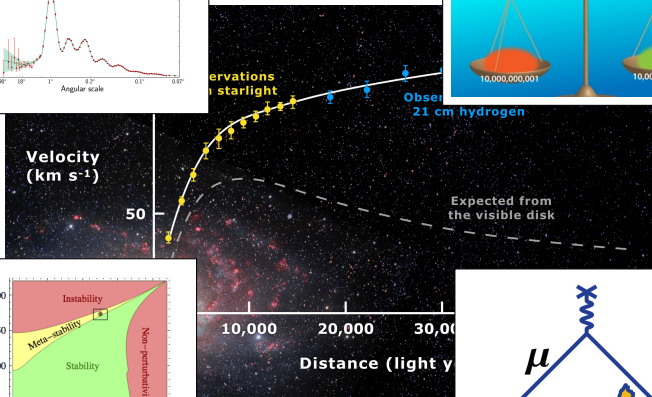
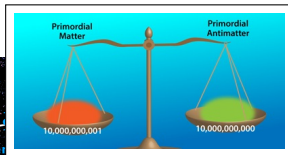
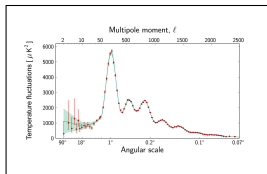
ITP, Universität Heidelberg



The need for new physics



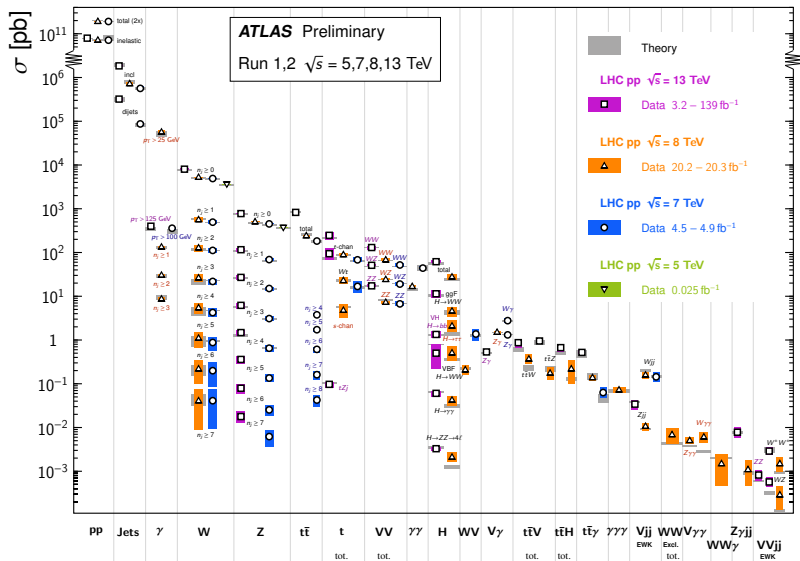
The need for new physics



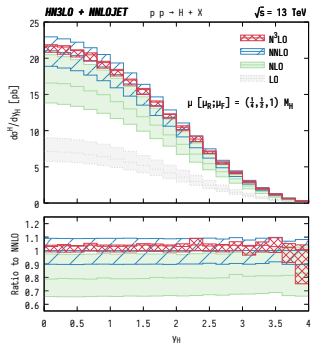
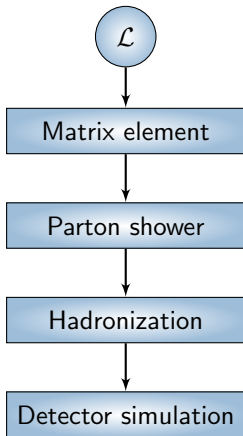
Era of data

Standard Model Production Cross Section Measurements

Status: May 2020

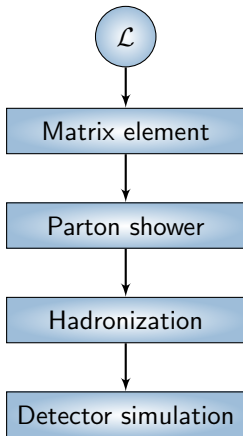


Precision simulations with limited resources

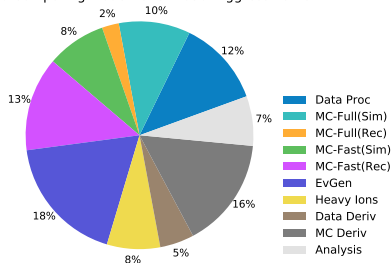


[1807.11501] Cieri, Chen, Gehrmann, Glover, Huss

Precision simulations with limited resources



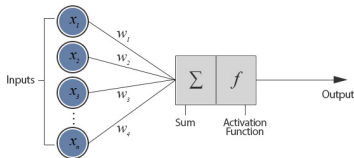
ATLAS Preliminary
2020 Computing Model - CPU: 2030: Aggressive R&D



Speed = Precision

How can ML help analyzing data

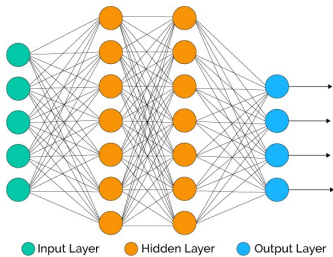
- 1.0 Classification/Regression
→ Label data, eg. Signal vs Background



$$\text{minimize } L = (y_{true} - y_{output})^2$$

How can ML help analyzing data

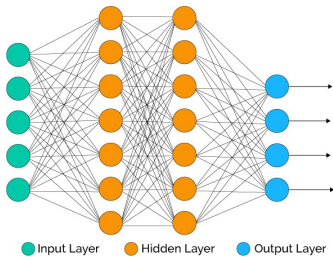
- 1.0 Classification/Regression
→ Label data, eg. Signal vs Background



$$\text{minimize } L = (y_{true} - y_{output})^2$$

How can ML help analyzing data

- 1.0 Classification/Regression
→ Label data, eg. Signal vs Background



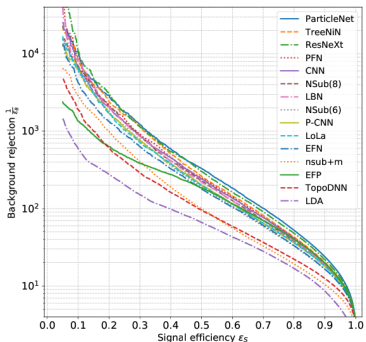
$$\text{minimize } L = (y_{true} - y_{output})^2$$

+ low level observables
+ efficient training

Why **now**? → GPUs

→ new algorithms [convolutional networks]

Comparative top tagging study

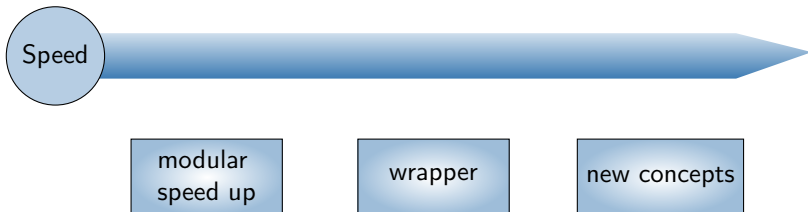
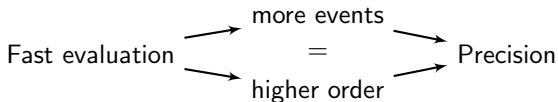


[1707.08966] G. Kasieczka, et al.

- Other applications: jet calibration, particle identification, ...
- Open questions: precision, uncertainties, visualization

How can ML help increasing precision

- ML 2.0 Generative models
 - Can we simulate new data?



Boosting standard event generation...

1. Generate phase space points

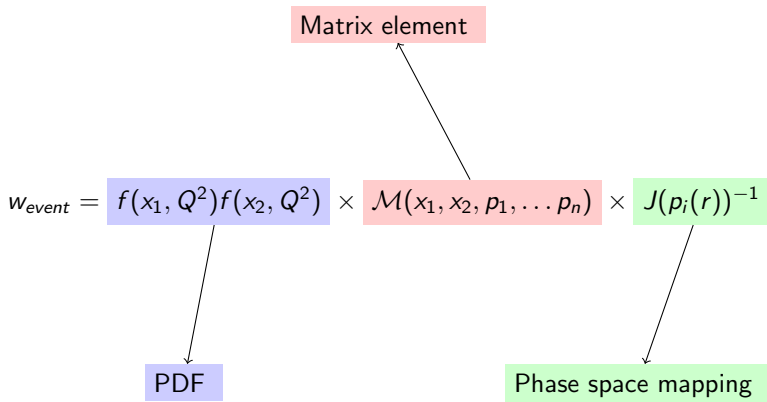
2. Calculate event weight

$$w_{event} = f(x_1, Q^2)f(x_2, Q^2) \times \mathcal{M}(x_1, x_2, p_1, \dots, p_n) \times J(p_i(r))^{-1}$$

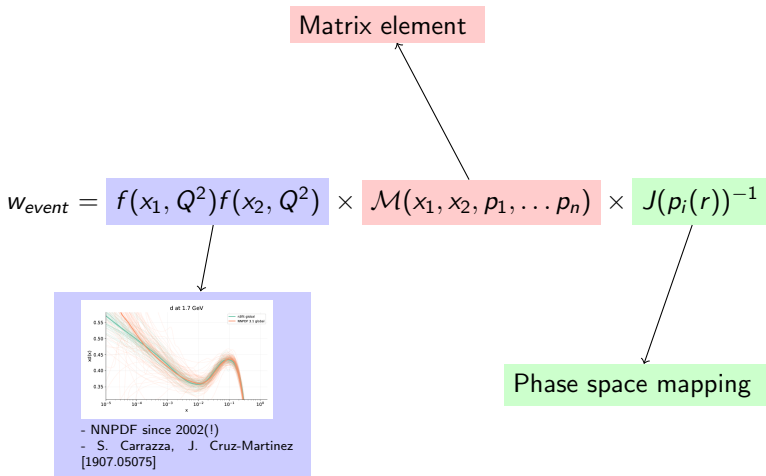
3. Unweighting via importance sampling

→ optimal for $w \approx 1$

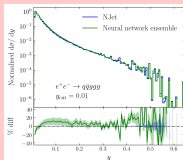
Boosting standard event generation...



Boosting standard event generation...

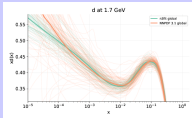


Boosting standard event generation...



- Amplitude estimation
- S. Badger, J. Bullock [2002.07516]
- J. Bendavid [1707.00028]

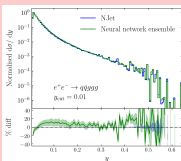
$$W_{event} = f(x_1, Q^2)f(x_2, Q^2) \times \mathcal{M}(x_1, x_2, p_1, \dots, p_n) \times J(p_i(r))^{-1}$$



- NNPDF since 2002(!)
- S. Carrazza, J. Cruz-Martinez [1907.05075]

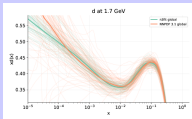
Phase space mapping

Boosting standard event generation...

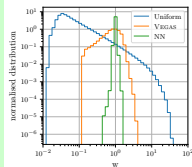


- Amplitude estimation
- S. Badger, J. Bullock [2002.07516]
- J. Bendauid [1707.00028]

$$W_{event} = f(x_1, Q^2)f(x_2, Q^2) \times \mathcal{M}(x_1, x_2, p_1, \dots, p_n) \times J(p_i(r))^{-1}$$



- NNPDF since 2002(!)
- S. Carrazza, J. Cruz-Martinez [1907.05075]



- Learn phase space mapping ($\rightarrow w \approx 1$)
- Gao et al. [2001.10028]
- Bothmann et al. [2001.05478]

... or training directly on event samples

Event generation

- Generating 4-momenta
- $Z > ll, pp > jj, pp > t\bar{t} + \text{decay}$

[1901.00875] Otten et al. **VAE & GAN**

[1901.05282] Hashemi et al. **GAN**

[1903.02433] Di Sipio et al. **GAN**

[1903.02556] Lin et al. **GAN**

[1907.03764, 1912.08824] Butter et al. **GAN**

[1912.02748] Martinez et al. **GAN**

[2001.11103] Alanazi et al. **GAN**

[2011.13445] Stienen et al. **NF**

[2012.07873] Backes et al. **GAN**

[2101.08944] Howard et al. **VAE**

Detector simulation

- Jet images
- Fast calorimeter simulation

[1701.05927] de Oliveira et al. **GAN**

[1705.02355, 1712.10321] Paganini et al. **GAN**

[1802.03325, 1807.01954] Erdmann et al. **GAN**

[1805.00850] Musella et al. **GAN**

[ATL-SOFT-PUB-2018-001, ATLAS-SIM-2019-004, ATL-SOFT-PROC-2019-007] ATLAS **VAE & GAN**

[1909.01359] Carazza and Dreyer **GAN**

[1912.06794] Belayneh et al. **GAN**

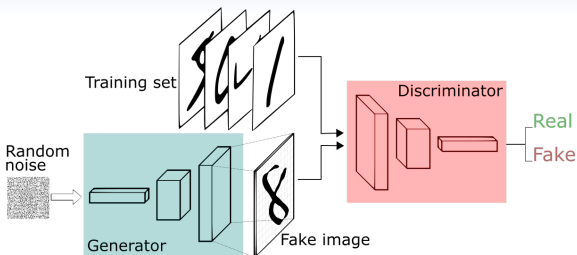
[2005.05334, 2102.12491] Buhmann et al. **VAE**

[2009.03796] Diefenbacher et al. **GAN**

[2009.14017] Lu et al.

NO claim to completeness!

Generative Adversarial Networks



Discriminator $[D(x_r) \rightarrow 1, D(x_e) \rightarrow 0]$

$$L_D = \langle -\log D(x) \rangle_{x \sim P_{Truth}} + \langle -\log(1 - D(x)) \rangle_{x \sim P_{Gen}} \rightarrow -2 \log 0.5$$

Generator $[D(x_e) \rightarrow 1]$

$$L_G = \langle -\log D(x) \rangle_{x \sim P_{Gen}}$$

\Rightarrow **Nash Equilibrium**

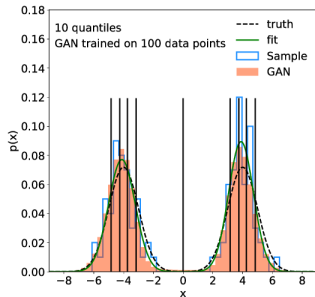
\Rightarrow **New statistically independent samples**

What is the statistical value of GANned events?^[2008.06545]

- Camel function
- Sample vs. GAN vs. 5 param.-fit

Evaluation on quantiles:

$$\text{MSE}^* = \sum_{j=1}^{N_{\text{quant}}} \left(p_j - \frac{1}{N_{\text{quant}}} \right)^2$$

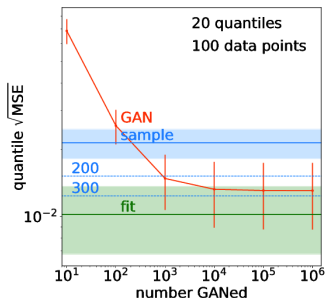


What is the statistical value of GANned events? [2008.06545]

- Camel function
- Sample vs. GAN vs. 5 param.-fit

Evaluation on quantiles:

$$\text{MSE}^* = \sum_{j=1}^{N_{\text{quant}}} \left(p_j - \frac{1}{N_{\text{quant}}} \right)^2$$

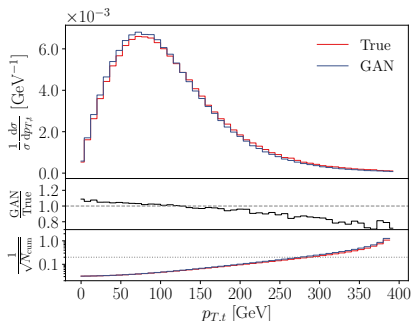
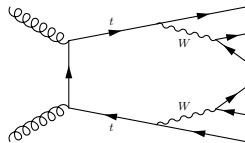


→ Amplification factor 2.5

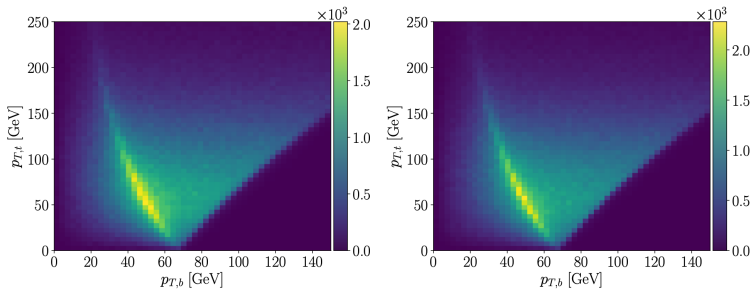
Sparser data → bigger amplification

How to GAN LHC events [1907.03764]

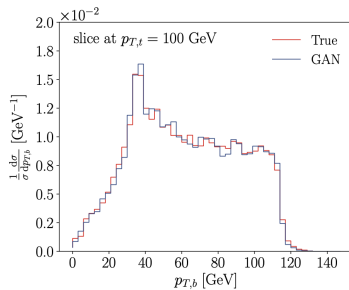
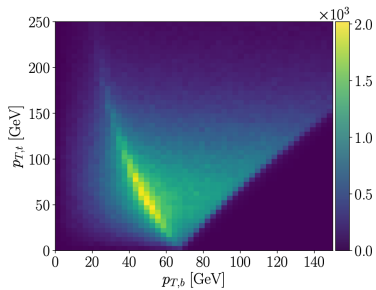
- $t\bar{t} \rightarrow 6$ quarks
 - 18 dim output
 - external masses fixed
 - no momentum conservation
- + Flat observables ✓
- Systematic undershoot in tails [10-20% deviation]



Correlations



Correlations

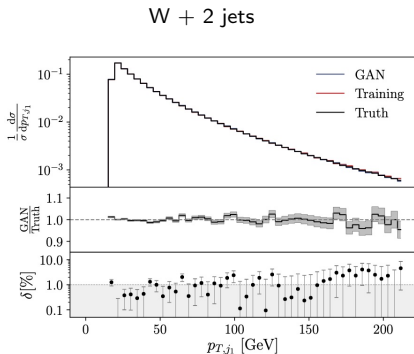


Reaching precision (preliminary)

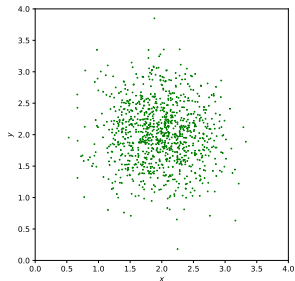
1. Representation p_T, η, ϕ
2. Momentum conservation
3. Resolve $\log p_T$
4. Regularization: spectral norm
5. Batch information

→ 1% precision ✓

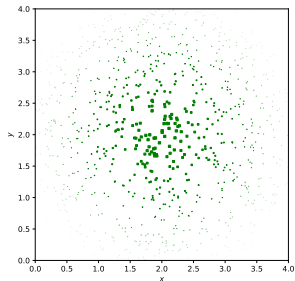
Next step automization



Information in distributions



==



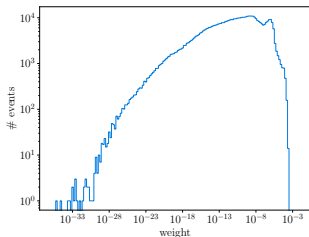
Information in space distribution
(what we want)

Information in weight
(what we have)

The unweighting bottleneck

- High-multiplicity / higher-order \rightarrow unweighting efficiencies $< 1\%$
- \rightarrow Simulate conditions with naive Monte Carlo generator
ME by Sherpa, parton densities from LHAPDF, Rambo-on-diet

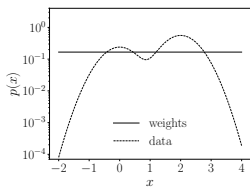
$pp \rightarrow \mu^+ \mu^-$ with $m_{\mu\mu} > 50$ GeV



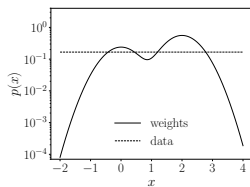
\rightarrow unweighting efficiency 0.2%

Training on weighted events

Information contained in distribution or event weights

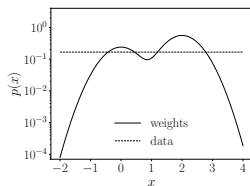
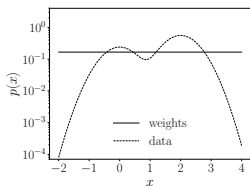


Train on
weighted events



Training on weighted events

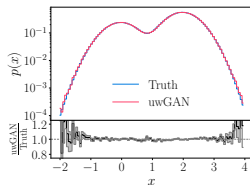
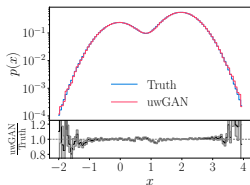
Information contained in distribution or event weights



Train on
weighted events



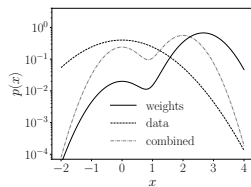
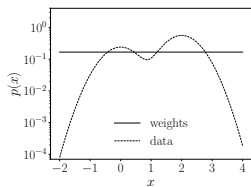
Generate
unweighted events



$$L_D = \langle -w \log D(x) \rangle_{x \sim P_{Truth}} + \langle -\log(1 - D(x)) \rangle_{x \sim P_{Gen}}$$

Training on weighted events

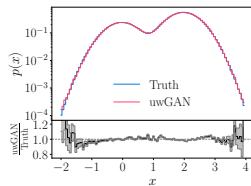
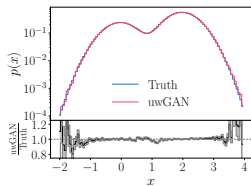
Information contained in distribution or event weights



Train on
weighted events



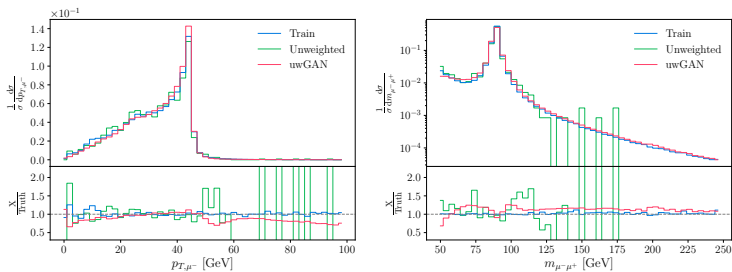
Generate
unweighted events



$$L_D = \langle -w \log D(x) \rangle_{x \sim P_{Truth}} + \langle -\log(1 - D(x)) \rangle_{x \sim P_{Gen}}$$

normalizing flow: B. Stienen, R. Verheyen [2011.13445]

uwGAN results



Populates high energy tails

Large amplification wrt. unweighted data!

Short summary

We can ..

→ use GANs to learn event distributions and correlations

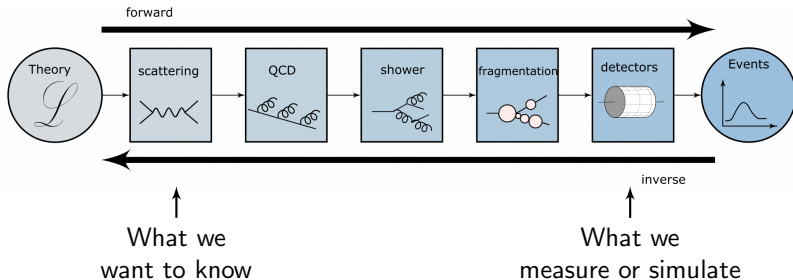
→ amplify underlying statistics

→ achieve precision

→ train directly on weighted events

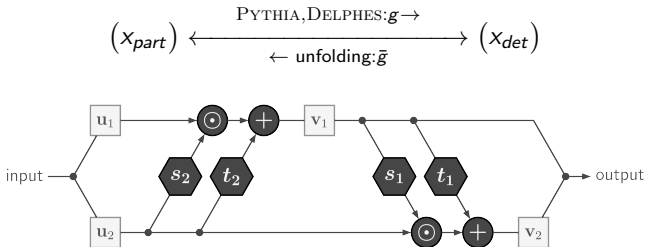
→ boost precision simulations with generative networks

Can we invert the simulation chain?



- wish list:
- multi-dimensional
 - bin independent
 - statistically well defined

Invertible networks



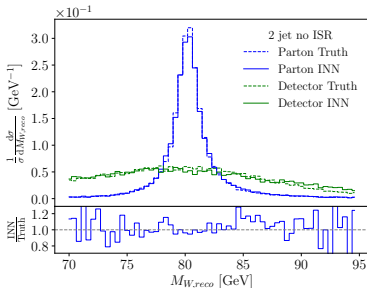
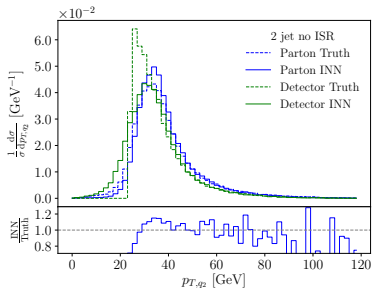
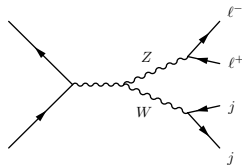
[1808.04730] L. Ardizzone, J. Kruse, S. Wirkert, D. Rahner,

E. W. Pellegrini, R. S. Klessen, L. Maier-Hein, C. Rother, U. Köthe

- + Bijective mapping
- + Tractable Jacobian
- + Fast evaluation in both directions
- + Arbitrary networks s and t

Inverting detector effects

- $pp \rightarrow ZW \rightarrow (\ell\ell)(jj)$
- Train: parton \rightarrow detector
- Evaluate: parton \leftarrow detector

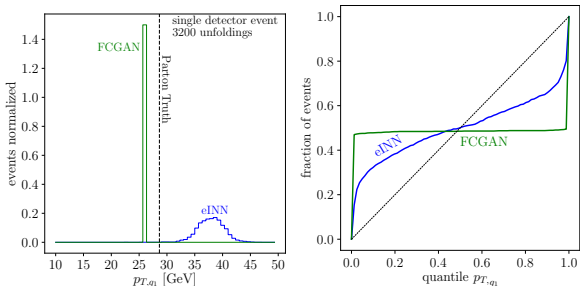


multi-dimensional ✓ bin independent ✓ statistically well defined ?

Including stochastic effects

$$\begin{array}{ccc} \left(\begin{array}{c} x_p \\ r_p \end{array} \right) & \begin{array}{c} \xrightarrow{\text{PYTHIA, DELPHES: } g \rightarrow} \\ \xleftarrow{\text{unfolding: } \bar{g}} \end{array} & \left(\begin{array}{c} x_d \\ r_d \end{array} \right) \end{array}$$

Sample r_d for fixed detector event
How often is Truth included in distribution quantile?



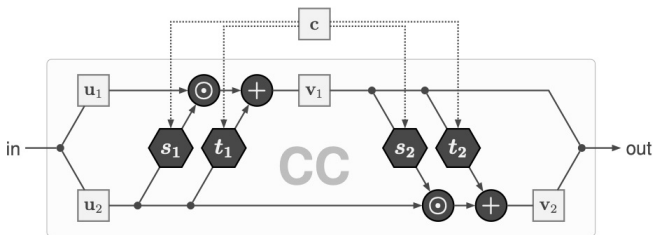
- Problem: arbitrary balance of many loss functions

Taking a different angle

Given an event x_d , what is the probability distribution at parton level?

→ sample over r , condition on x_d

$$x_p \leftarrow \begin{array}{c} g(x_p, f(x_d)) \rightarrow \\ \leftarrow \text{unfolding: } \bar{g}(r, f(x_d)) \end{array} r$$



Taking a different angle

Given an event x_d , what is the probability distribution at parton level?

→ sample over r , condition on x_d

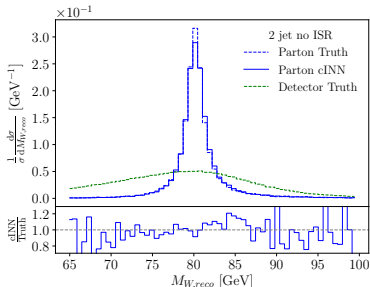
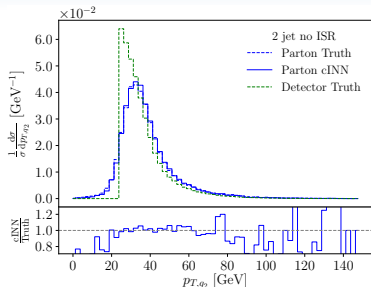
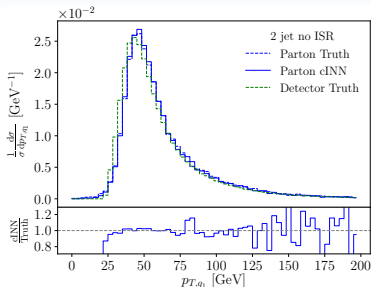
$$x_p \xleftarrow[g(x_p, f(x_d)) \rightarrow]{\leftarrow \text{unfolding: } \bar{g}(r, f(x_d))} r$$

→ Training: Maximize posterior over model parameters

$$\begin{aligned} L &= - \langle \log p(\theta | x_p, x_d) \rangle_{x_p \sim P_p, x_d \sim P_d} \\ &= - \langle \log p(x_p | \theta, x_d) \rangle_{x_p \sim P_p, x_d \sim P_d} - \log p(\theta) + \text{const.} \quad \leftarrow \text{Bayes} \\ &= - \left\langle \log p(\bar{g}(x_p, x_d)) + \log \left| \frac{\partial \bar{g}(x_p, x_d)}{\partial x_p} \right| \right\rangle - \log p(\theta) \quad \leftarrow \text{change of var} \\ &= \langle 0.5 \| \bar{g}(x_p, f(x_d)) \|_2^2 - \log |J| \rangle_{x_p \sim P_p, x_d \sim P_d} - \log p(\theta) \end{aligned}$$

→ Jacobian of bijective mapping

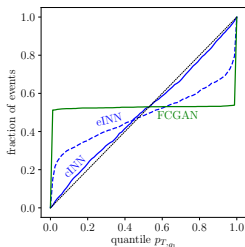
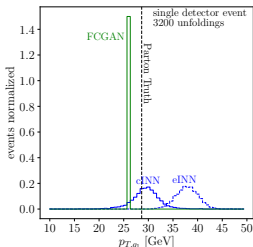
Cross check distributions



Condition INN on detector data [2006.06685]

$$\begin{array}{c}
 g(x_p, f(x_d)) \rightarrow \\
 \leftarrow \text{unfolding: } \bar{g}(r, f(x_d)) \rightarrow r \\
 x_p
 \end{array}$$

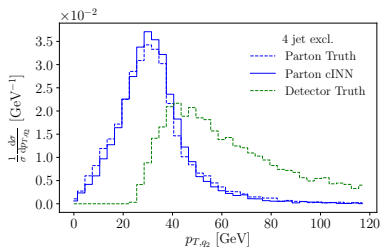
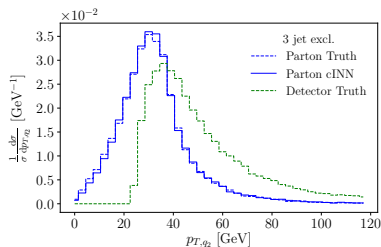
$$\text{Minimizing } L = \langle 0.5 \|\bar{g}(x_p, f(x_d))\|_2^2 - \log |J| \rangle_{x_p \sim P_p, x_d \sim P_d} - \log p(\theta)$$



multi-dimensional ✓ bin independent ✓ statistically well defined ✓

Inverting the full event I

- $pp > WZ > q\bar{q}l^+l^- + \text{ISR}$
- ISR leads to large fraction of 2/3/4 jet events
- Train and test on exclusive channels

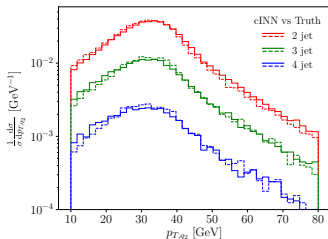
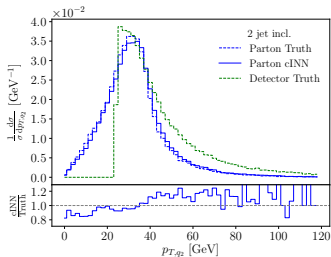


Inverting the full event II

$pp > WZ > q\bar{q}l^+l^- + \text{ISR}$

Train on inclusive dataset

Evaluate
exclusive 2/3/4 jet channels

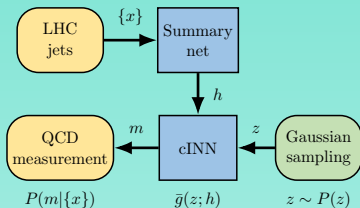


Going beyond unfolding

Same principle for inference

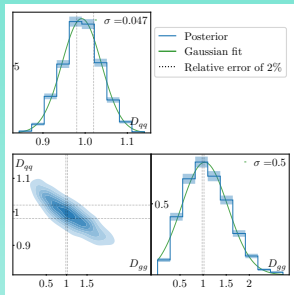
Measure parton shower parameters

Inference



Infer splitting kernels

$$P_{qq}(z, y) = C_F \left[D_{qq} \frac{2z(1-y)}{1-z(1-y)} + F_{qq}(1-z) + C_{qq}yz(1-z) \right]$$



We can use ML ...

... to enable precision simulations in forward direction

... to turn weighted into unweighted events

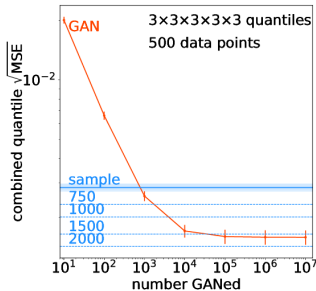
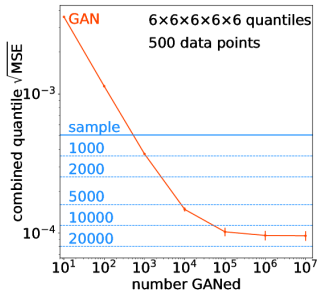
... to invert the simulation chain statistically

... for fun and precision :)

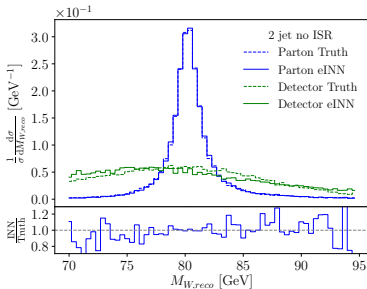
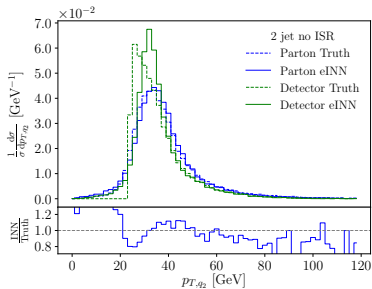
BACK UP

Amplification

5-dim sphere

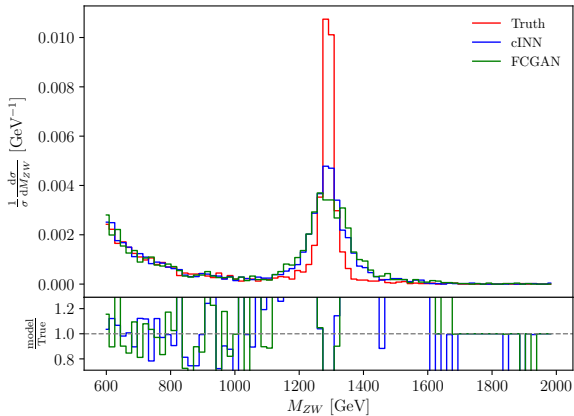


Noise extended INN



Model dependence

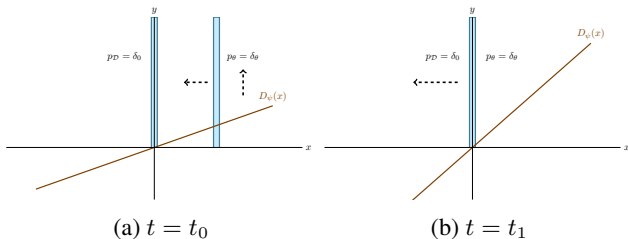
Training on SM dataset
Evaluation on W' dataset



The GAN challenge

or

Why do we need regularization?



Solutions:
Additional loss or restricted network parameters

Improving GAN training

Solutions

- Regularization of the discriminator, eg. gradient penalty [Ghosh, Butter et al., ...]
- Modified training objective:
 - Wasserstein GAN (incl. gradient penalty) [Lin et al., Erdmann et al., ...]
 - Least square GAN (LSGAN) [Martinez et al., ...]
 - MMD-GAN [Otten et al., ...]
 - MSGAN [Datta et al., ...]
 - Cycle GAN [Carazza et al., ...]
- Use of symmetries [Hashemi et al., ...]
- Whitening of data [Di Sipio et al., ...]
- Feature augmentation [Alanazi et al., ...]